

## Numeracy **Fact sheet**

clever • skilled • creative

# Supporting your child in Prep to Year 3

Numeracy is an essential skill that children need to succeed in their everyday lives. As a parent or carer and your child's first teacher, you have the opportunity to make a significant contribution to supporting your child's learning — from the time they are an infant through to adulthood.

When your child starts school, it is critical for you to continue to play an active role in helping to develop your child's numeracy so they can achieve the best possible outcomes.

### Your vital role as a parent or carer

You might not realise it, but you are already contributing to your child's understanding of numeracy from an early age. For example, counting objects like buttons on their clothes and talking about time and shapes can familiarise them with mathematics.

Ensuring that your child feels confident talking to you and their teacher about their school work will enhance their opportunity to thrive in the 21<sup>st</sup> century.

### What numeracy skills will your child learn at school?

In the first years of school, children learn through hands-on activities. Your child's teacher will identify what they already know and can do, and will extend their knowledge and skills through new and challenging situations.

An important aim of the Preparatory Year is to build on your child's previous experiences with new and different learning opportunities at school. Your child will explore fundamental aspects of mathematics such as 'how many', mass, length, size, shape, sequence, order and patterns.

In Years 1 to 3, children use mathematics in increasingly complex and unfamiliar situations. Children will explore larger numbers and learn different ways to identify, describe and record their observations and findings. They may use symbols, words, diagrams or pictures, maps, models and flow charts to describe information.

If you have any questions or concerns about your child's progress please contact your child's teacher.





## Numeracy Fact sheet

### Supporting your child in Prep to Year 3

#### Activities to do with your child

Here are some simple yet effective activities you can do with your child to help them apply the numeracy skills they learn at school:

- count the money in your child's moneybox each week — take it to the bank and help them deposit the money
- record your child's growth on a height chart
- make a home supermarket using empty grocery items and packets — attach price tags, then play a shopping game where your child can purchase items and calculate the change they will receive
- estimate, measure and compare lengths and heights, how heavy or light objects are and how much containers hold — for example, how many cups do you think it will take to fill the bucket with sand?
- play number games using magazines, books, newspapers and number plates
- discuss the prices of items in shopping catalogues and junk mail
- count everything — toys, the number of pegs needed to hang clothes on the line and the number of buttons on your clothes
- take your child on a 'number hunt' in your home or community — point out how numbers are used on everyday household items such as the telephone, or your house number in the street
- talk about time — ask your child to check the time on the clock when they go to school, eat meals, watch their favourite television program and go to bed
- play 'I spy' and look for different shapes and colours — 'I spy something that is round' or 'I spy something that is rectangular'
- go on a 'shape hunt' — have your child look for as many circles, squares, triangles and rectangles as they can find in the home or in the yard
- use public transport to read timetables, look at routes on a map or figure out the number of stops the bus or train would need to make before you get to your destination.

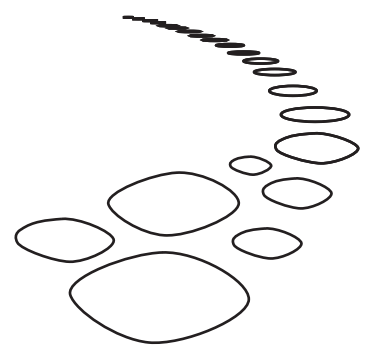
For more information about how you can help your child with numeracy visit [www.education.qld.gov.au/parents/map/](http://www.education.qld.gov.au/parents/map/) or contact your child's teacher or school.

# Numeracy Activity sheet

clever • skilled • creative

## Supporting your child in Prep to Year 3

Here are some simple yet effective activities you can do with your child to help them apply the numeracy skills they learn at school.




**Play number games** using magazines, books, newspapers and number plates. Discuss the prices of items in shopping catalogues and junk mail.




**Play 'I spy'** and look for different shapes and colours — 'I spy something that is round' or 'I spy something that is rectangular'.


**Talk about time** — ask your child to check the time on the clock when they go to school, eat meals, watch their favourite television program and go to bed.




**Count everything** — toys, the number of pegs needed to hang clothes on the line and the number of buttons on your clothes.



**Estimate, measure and compare** lengths and heights, how heavy or light objects are and how much containers hold — for example, how many cups do you think it will take to fill the bucket with sand?



Record your child's growth on a **height chart**.






## Numeracy Activity sheet



### Supporting your child in Prep to Year 3

**Count the money** in your child's moneybox each week — take it to the bank and help them deposit the money.



Make a **home supermarket** using empty grocery items and packets — attach price tags, then play a shopping game where your child can purchase items and calculate the change they will receive.

**Use public transport** to read timetables, look at routes on a map or figure out the number of stops the bus or train would need to make before you get to your destination.



Take your child on a **'number and shape hunt'** in your home or community — point out how numbers and shapes are used on everyday household items such as the telephone or your house number in the street.

For more information about how you can help your child with numeracy visit [www.education.qld.gov.au/parents/map](http://www.education.qld.gov.au/parents/map) or contact your child's teacher or school.